

Model P232/P233  
 24mm Rotary Potentiometer  
 Sealed/ Dust Proof  
 Long Life Element  
 2 Million Cycle Life  
 Metal Shaft/ Bushing  
 RoHS Compliant



#### MODEL STYLE

Side Adjust, Solder Lugs, Single-Gang	P232
Side Adjust, Solder Lugs, Dual-Gang	P233

#### ELECTRICAL<sup>1</sup>

Resistance Range, Ohms	1K-1M (for "B" taper) 5K-1M (for other tapers)
Standard Resistance Tolerance	± 10%
Residual Resistance	3 ohms max.
Input Voltage, Maximum	200 Vdc max.
Power rating, Watts	0.5W- B taper, 0.3W- others
Dielectric Strength	500Vac, 1 minute
Insulation Resistance, Minimum	100M ohms at 1,000Vdc/ 1 minute
Peak Noise (Contact Resistance Variation) @ 6 rpm	±3% max.
Linearity	±3% max.
Actual Electrical Travel, Nominal	280°
Gang Error	±3dB (-40dB to 0dB)

#### MECHANICAL

Total Mechanical Travel	300°± 5°
Static Stop Strength, Minimum	120 oz-in
Rotational Torque, Maximum, Single Gang (P232)	1.5 oz-in
Rotational Torque, Maximum, Dual Gang (P233)	3.0 oz-in

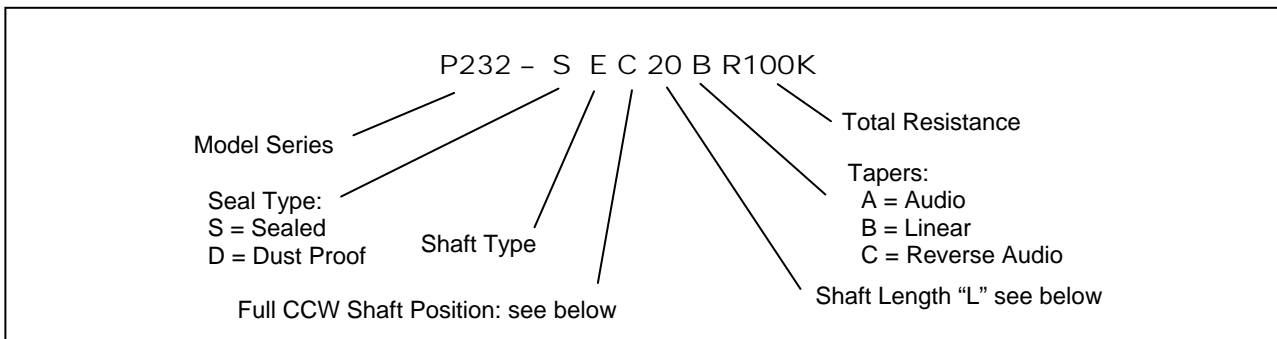
#### ENVIRONMENTAL

Operating Temperature Range	-10°C to +85°C
Rotational Life	2,000,000 cycles

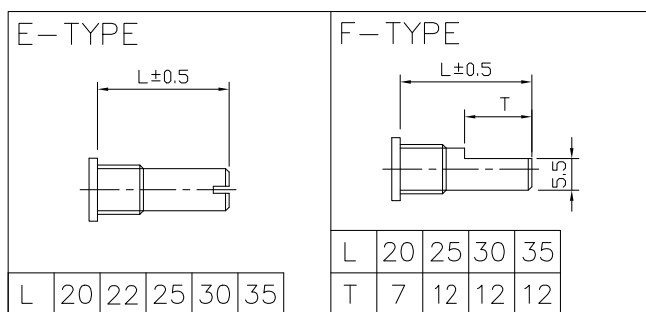
<sup>1</sup> Specifications subject to change without notice.

# Model P232/P233

## ORDERING INFORMATION<sup>2</sup>

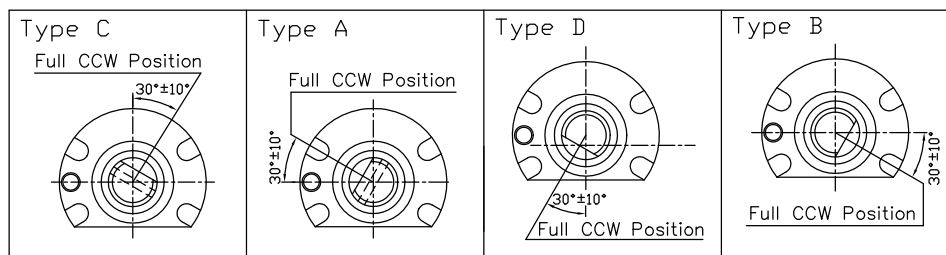


### Shaft Types



### Shaft Position (F-Type Shaft)

Dashed lines on Type "C" and Type "A" shows position of adjustment slot for E-Type shaft



## STANDARD RESISTANCE VALUES, OHMS

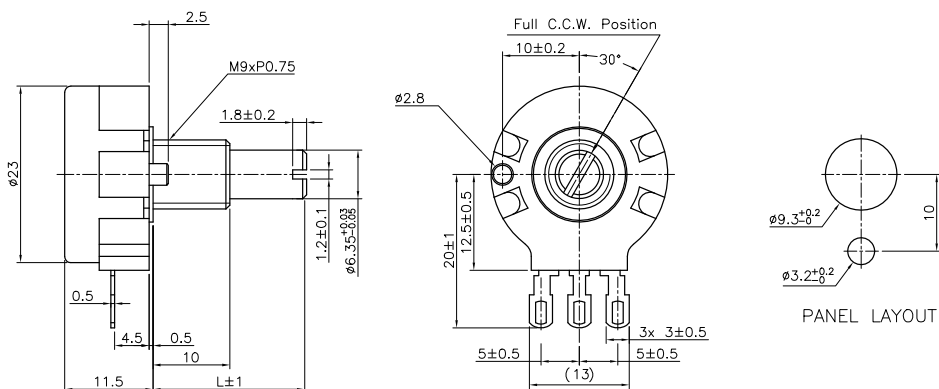
500    1K    2K    5K    10K    20K    50K    100K    200K    500K    1 M

<sup>2</sup> Contact our customer service for custom designs and features.

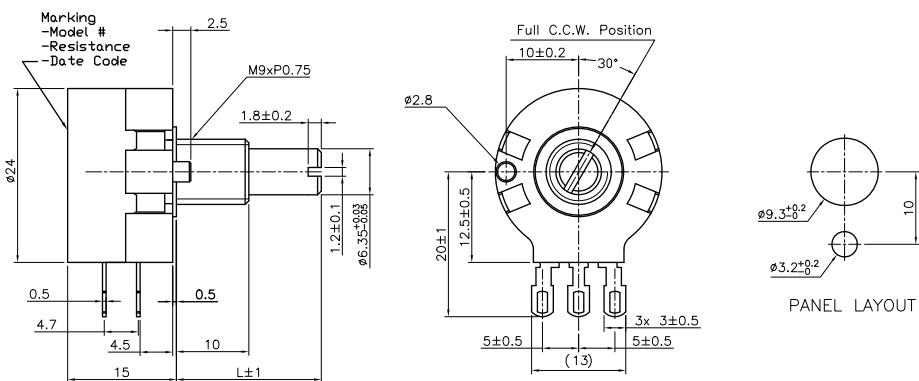
# Model P232/P233

## OUTLINE DRAWING

### Model P232

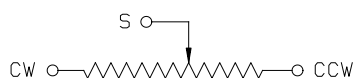


### Model P233



## CIRCUIT DIAGRAM

**P232 (Single gang)**



**P233 (Dual gang)**

